

## Real-Time Control for **Real-World Results**

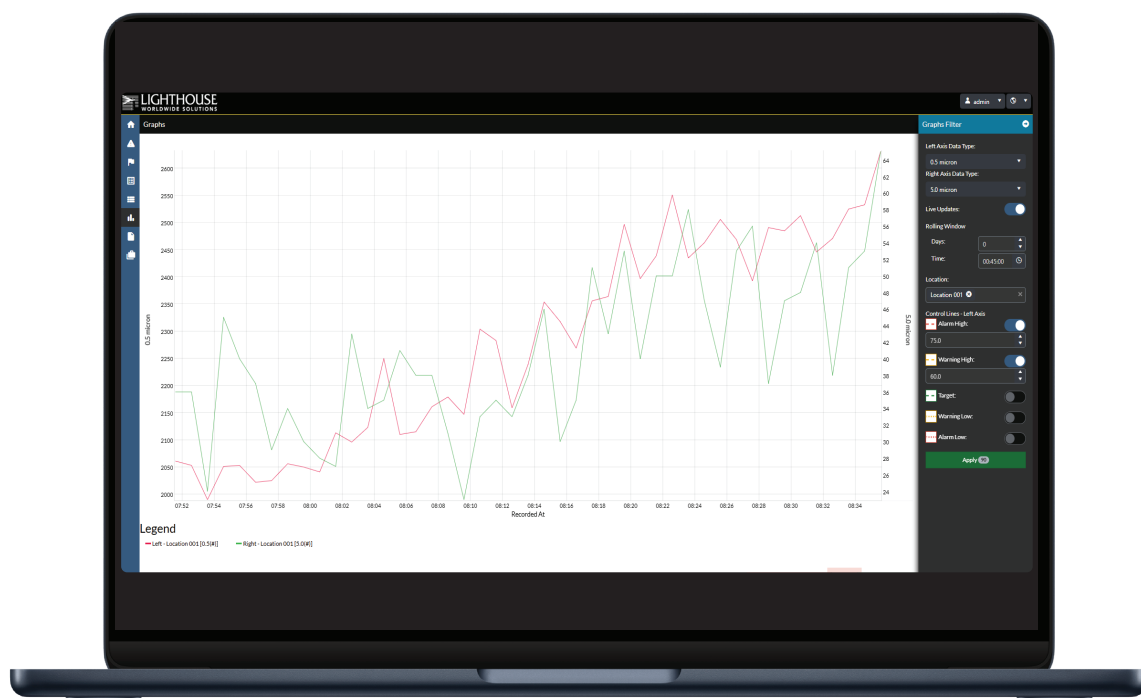
LMS Express gives you continuous, real-time visibility into your cleanroom so you can respond to excursions the moment they occur... all while keeping critical processes under control. Designed as an intuitive monitoring software platform, it centralizes your data from a wide range of sensors into a single, easy-to-navigate interface.

LMS Express simplifies daily environmental oversight with built-in maps, graphs, charts, and data tables that make trends and deviations immediately clear to operators and QA. The software supports integration of multiple environmental parameters... such as particle counts, temperature and humidity, differential pressure, air velocity, door status, CO<sub>2</sub>, viable particles, and O<sub>2</sub> levels. So alarms and reports can be configured around your specific cleanroom requirements.

### Features

- Real-Time Data Collection
- 21 CFR Part 11 compliant login and passwords
- Optional live map overlays and camera support
- Manage up to 50 Lighthouse instruments
- Email or SMS Alarm Notifications

To support compliance, Lighthouse offers IQ/OQ validation services or self-executing IQ/OQ documentation, as well as turnkey project delivery from installation through validation for a single, accountable point of contact.



[golighthouse.com](http://golighthouse.com)  
[info@golighthouse.com](mailto:info@golighthouse.com)

**LIGHTHOUSE**  
 WORLDWIDE SOLUTIONS

(Toll-free) 1 800 945 5905  
 (International) +1 541 770 5905

# LMS Express

Real-Time Monitoring System

Real-Time  
Data Collection

Manual and  
Automatic Downloading

Trend Analysis and  
Historical Graphs

Compliance Reporting

Data Export Options

Customizable Dashboards

Regional Settings  
and Units

User Authentication  
and Security

Secure Archiving and  
Event Logging

Alarm Management and  
Acknowledgment

Visual Mapping and  
Camera Integration

OPC DA Server Output

Multi-Instrument Support

Windows Compatibility

## LMS Express

Collects data as it happens from LWS particle counters and sensors

Download data using USB, serial, or over your network

Visualize long-term performance and spot issues over time

Generate reports for regulatory standards like ISO 14644-1

Export to formats like Excel, CSV, BMP, and JPEG

WYSIWYG dashboards allow point-and-click layout modifications

Localizes date, unit, and number formats for global teams

21 CFR Part 11 compliant login, passwords, and event logs

Safeguard your data and keep a traceable record of all events

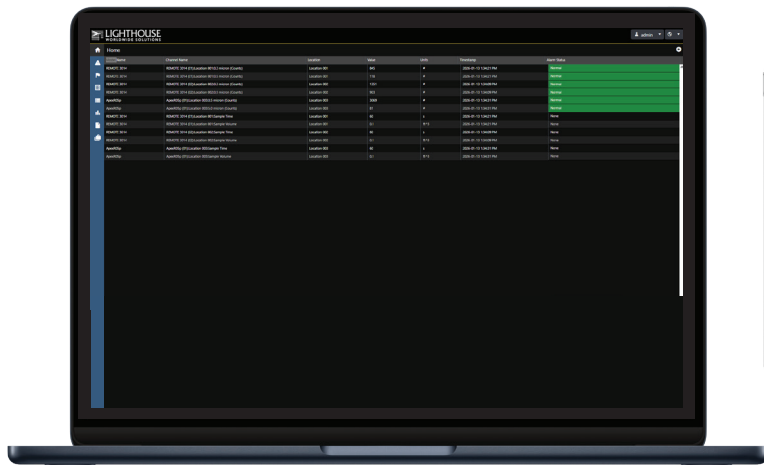
See, log, and respond to alarms in real time, with custom delays

Optional live map overlays and camera support for richer overviews

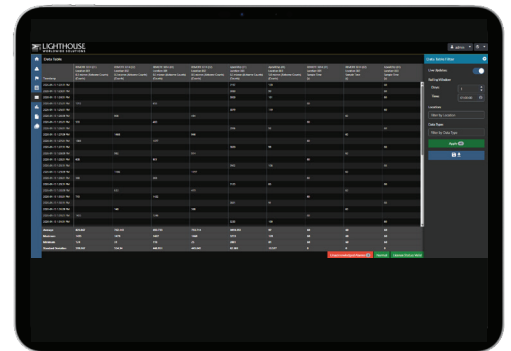
Integrate real-time data output to external control systems

Manage up to 50 Lighthouse instruments from a single application

Compatible with Windows 10, 11, Server 2019, Server 2022



LMW Express 9 Homescreen



LMW Express 9 Data Table

Distributed by:



MADE IN USA



Scan to Learn More