


Apex^R Remote With Pump

AIRBORNE PARTICLE COUNTERS




Apex represents everything important in a world-class Environmental Monitoring System. It is the Best-In-Class sensor and meets all the industry standards. The Risk Mitigation features of Self-Diagnostics virtually eliminate data errors.

Apex Remote with pump models are available with either 0.1 CFM or 1.0 CFM airflow rates. The self-contained vacuum pump includes HEPA-filtered exhaust and will not contaminate the surrounding environment.

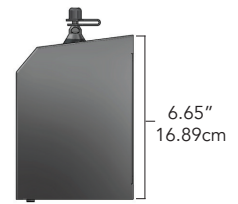
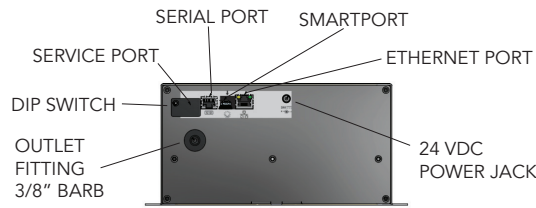
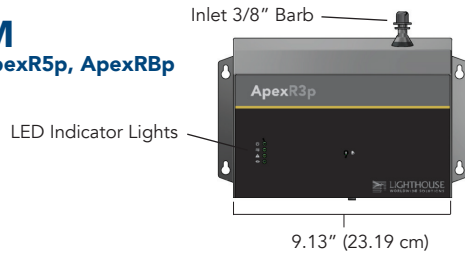
F E A T U R E S

- 0.2 - 100.0 μ m Particle Size Channels
- 1.0 CFM or 0.1 CFM Flow Rates Available
- VHP Compatible Sensor and Housing
- 3,000 Onboard Data Record Storage
- Self- Diagnostics
- Web Functionality to Monitor Data
- Built-in vacuum pump with HEPA
- Customizable Data Reports
- Built-In Status and Alarm Lights
- 2 Year Warranty

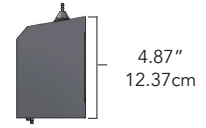
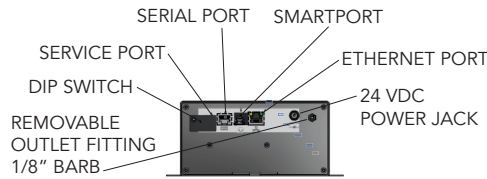
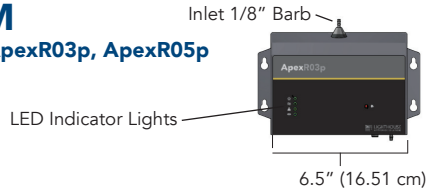


 Learn More

1.0 CFM
ApexR3p, ApexR5p, ApexRBp



0.1 CFM
ApexR02p, ApexR03p, ApexR05p



T E C H N I C A L D A T A S H E E T

ApexRemote With Pump Airborne Particle Counters

Features / Models	ApexR3p	ApexR5p	ApexRBp	ApexR02p	ApexR03p	ApexR05p
Minimum Size Detection	0.3 µm	0.5 µm	5.0 µm	0.2 µm	0.3 µm	0.5 µm
Standard 2 channel sizes	0.3, 0.5 µm	0.5, 5.0 µm	N/A	0.2, 0.3 µm	0.3, 0.5 µm	0.5, 5.0 µm
Optional 4 channel sizes	0.3, 0.5, 1.0, 5.0 µm	0.5, 1.0, 5.0, 10.0 µm	5.0, 10.0, 50.0, 100.0 µm	0.2, 0.3, 0.5, 1.0 µm	0.3, 0.5, 1.0, 5.0 µm	0.5, 1.0, 5.0, 10.0 µm
Additional Available sizes	0.7, 3.0 µm	0.7, 3.0 µm	20.0, 25.0, 30.0, 40.0 µm	0.7, 2.0 µm	0.7, 3.0 µm	0.7, 3.0 µm
Flow Rate / Nozzle Size	1 CFM (28.3 LPM), 3/8" inlet			0.1 CFM (2.83 LPM), 1/8" inlet		
Weight	6.3 lbs (2.9 kg)			3.1 lbs (1.4 kg)		
Concentration Limits	1,000,000 Particles/ft ³ @10% coincidence loss suitable for ISO classes 1-8 cleanrooms			4,000,000 Particles/ft ³ @10% (137,200,000/m ³) Coincidence loss suitable for ISO classes 1-8 cleanrooms		
Dimensions	6.65"(h) x 9.13"(w) x 4.75"(d) [16.89 x 23.19 x 12.06 cm]			4.87"(h) x 6.50"(w) x 3.26"(d) [12.37 x 16.51 x 8.28 cm]		
Communication	Ethernet or Serial.					
Modbus Protocols	TCP or RTU or ASCII					
Data Storage Records	3,000					
Self Diagnostics	Laser power supply, laser current, laser power, photo detector power supply, background voltage, photo detector health.					
Web Server	Remote access via web browser					
Validation Mode	Yes					
Alarm Light	Yes					
Enclosure	316L Stainless Steel					
Power	24 VDC 120W (ApexR3p, ApexR5p, ApexRBp), 24 VDC 25W (ApexR02p, ApexR03p, ApexR05p)					
Internal Vacuum Pump	1.0 CFM (ApexR3p, ApexR5p, ApexRBp), 0.1 CFM (ApexR02p, ApexR03p, ApexR05p) with HEPA Filtered Exhaust					
Light Source	Extreme Life Laser Diode					
Calibration	ISO 21501-4 Compliant and Accredited ISO 17025					
Zero Count Level	< 1 Count / 5 minutes (meets specifications of JIS B 9921 and reporting requirements of ISO 21501-4 Annex C)					
Software	LMS Pro or LMS Xchange					

Includes Power adapter and power cord, Operators Manual on USB flash drive, Calibration Certificate

Optional Temperature & humidity probe, Wall Bracket, Smart Bracket, Isokinetic sample probe, Printed operators manual

Distributed By:



Lighthouse Worldwide Solutions reserves the right to change specifications without notice.